



Learning Opportunities for Grade 2 FI and 2/3 FI

Week of May 19th

School Vision: *Motivating, Compassionate, Successful*

School Mission: *Making a difference....Committed to learning....Supporting each other*

Do the best you can! Focus on life skills, physical activity, mental well-being, creative expression, social responsibility and social connections. Stay healthy and safe!

Try to work on the learning opportunities for 1 hour each day.

amelie.theriault@nbed.nb.ca

Bonjour 2 FI!

It feels like forever since I've seen you and I miss you all! Thank you for all for the hard work that you are doing at home – keep up the good work! Last week, I had Luc and Quinn (my nephew and niece) at home. We decided to bake Whoopie Pies! Hopefully you are staying busy and enjoying this nice weather!

- Mme Thériault



laura.harrison@nbed.nb.ca

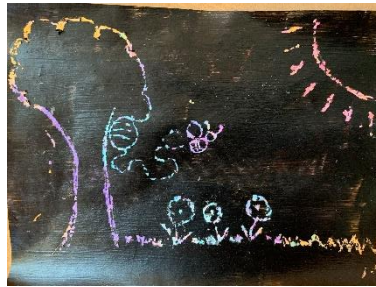
Bonjour 2/3 FI!

I miss you all so much! I have really enjoyed seeing students during our zoom meetings and looking at the pictures your parents have been emailing us. It's fun to share your work on our blog!

Last Saturday I had Oscar for a few hours. We did some crafts for mother's day. We used crayons, black paint and toothpicks to create this piece of art!

Au revoir mes amis!

Mme Harrison ♥




kristen.nicholson@nbed.nb.ca

BONJOUR TOUT LE MONDE!

I miss seeing all of your faces. I am so happy that I get to see a few of you on our weekly Zoom calls, but I can't wait until I get to see everyone back at school. I am still doing a lot of reading, working, and Netflix at home. Banner seems to like having me around more. We go for daily walks together. Can you believe that? Maybe I'll start being more active and less couch potato like. ;) I hope you are all having fun, staying safe, and pas de dindon!

-Mlle Nicholson ♥



EVERY DAY:

30 minutes of reading for grade 3 students (this should be in addition to their hour of work)

10-15 minutes of reading for students in grade 2 (this can be included in their hour of work)

→ Raz-Kids, Epic! (Nicholson/Harrison students: class code is GUE-9334), Tumblebooks

<http://wellandlibrary.ca/eresources/digital-media/tumblebooks/>, Overdrive - you need a library card and you can sign up online (<https://www.overdrive.com>)

30 minutes of physical activity/free play

MATH

Grade 2 & 3 – 2-Digit Subtraction Practice

Activity 1



Create a store and have fun shopping! Have your child choose several smaller items from around their home for their store. They can assign unrealistic prices to each item and each item can be labelled with a price sticker or tag. Try some of the following activities:

-Assign your child an allowance to spend or your child can assign you an allowance to spend. Ask your child to choose an object from their store and subtract the price from their allowance. How much money do they have

left over? Can they buy another item from their store without running out of money?

Play cashier. Provide your child with a variety of coins or make some with paper and pencil. They can invite someone to their store to spend a given amount of money. Your child must figure out what money you have left over and of course suggest other items you might wish to buy. Encourage them to show their thinking on paper with numbers as well.

This would work well with play food or real food in a restaurant type setting by getting the whole family to order from a menu with a certain amount of money they can spend.

Activity 2:

Would you rather have...

18 dogs and 6 cats?

or

9 dogs and 18 cats?

What is the difference between each set of animals?
Why did you choose the set you did?



Would you rather buy...

4 small pizzas for \$6 each? How much would this cost?

or

2 medium pizzas for \$14 each? How much would this cost?

What is the difference in price?

Explain why you would choose the small or medium pizzas?



Would you rather have...

1 quarter

2 quarters

3 dimes

or

1 dime

6 nickels

3 nickels

What is the difference between the two sums of money?



Would you rather have...

2 bags of gummy bears with 34 gummy bears in each one

or

4 bags of gummy bears with 15 gummy bears in each one?

What is the difference between the number of gummy bears in the large and small bags?



Subtraction games for grade 2 and 3:

Circle Subtraction Game Instructions -Instructions and 100s grid on page further down in the document)

Online subtraction games: <https://www.multiplication.com/games/subtraction-games>

Grade 3 – 3-DIGIT ADDITION AND SUBTRACTION! This week, students will be working on 3-digit addition and subtraction. You can use the same strategies as you used for solving 2-digit equations (except 10 frame). Also, videos will be available on Mme Harrison’s blog to show the strategies in action.

Feel free to create your own questions (coming up with 3 digit numbers by yourself, using dice to create 3 digit numbers, using playing cards to create). If you don’t want to create your own questions, give these a try! Don’t forget to show your strategy! :)

212 + 135 =

423 + 242 =

651 + 211 =

548 + 125 =

704 + 180 =

$281 - 210 =$

$329 - 134 =$

$382 - 123 =$

$970 - 415 =$

$760 - 326 =$

Websites for worksheets for grade 3s:

*When using a website to print worksheets, most websites generate questions vertically. This is fine, however, please don't answer the questions using the "traditional" method. If need be, use another sheet of paper to do a strategy that we use in grade 3 (adding left to right, base ten blocks).

<https://www.math-aids.com/Addition/Addition Worksheets MV.html>

https://www.math-drills.com/addition/addition_3digit_3digit_001.php

<https://www.math-aids.com/Subtraction/Subtraction Worksheets MV.html>

<https://www.worksheetfun.com/2013/03/25/3-digit-borrow-subtraction-regrouping-5-worksheets/>

FILA – ORAL/WORD WORK

Review the sound: É (the following also make the é sound: ER, EZ, ET(when it's by itself), AI (when)

Try to name as many words as possible that contain that sound. Remember, we are working on the sound - not necessarily the letter.

Using the message (that follows this template – *Émilie est en 2e année*). Look for words that contain the sounds each day. Look around your house for objects that would have that sound in French.

(The message will be on the blog with one of us reading them. You can read along with us)

Storyboard: Think of an incredible moment with a special person and the place. Sketch, using stick figures if that is easier. Sketching helps you remember details. Describe your picture in French to a family member, friend, pet, stuffy, etc.

Sight Words/Liste de mots fréquents: (list is on Learning Opportunities document from April 13th or April 20th)

Word Search/ mots caches: Use the word search provided in this document (scroll down), and then make your own word search using 10-15 of the words from your word list. See if a family member can find them!

Or, have a family member make one for you. (Use grid paper, white paper and draw lines, or use this website to make your own – if using the website, you may have to choose words that have no accents in them)

Word search maker: <https://tools.atozteacherstuff.com/word-search-maker/wordsearch.php>

FILA – WRITING

Option 1: Write a letter to a friend and tell them why they are a good friend. Write about what activities you would like to do once you are able to play together again!

Example:

Chère Mlle Nicholson,

Comment ça va? J'espère que tout va bien avec toi. Moi, ça va comme ci comme ça. Tu me manques! Je pense que tu es une bonne amie parce que tu es très gentille. Chaque vendredi tu m'apportes un café de Tim Horton's. De plus, tu m'écoutes quand je suis triste ou stressée. J'ai si hâte de te revoir! Peut-être nous pouvons aller manger au restaurant quelque part?

À bientôt,

Mme Harrison ♥

ENGLISH *grade 3s*

Word Work: Use your "No Excuse" spelling list, and practice a group of words from the list. Each day you practice, choose new words to spell.

Word Hunt: Pick a group of words from the word list. Use newspapers, books, instruction manuals, magazines, etc. and see how many of your words you can find.

Writing:

Prompt 1: Do you prefer playing indoors or outdoors? Make a pros and cons list. Write for 5 minutes without stopping about why one is better than the other.

Prompt 2: Think about a book you have read or a show you watched recently. If you could have a conversation with one of the characters, what would you like to know? Write down 5 (or more) questions you would like to ask the character.

Prompt 3:

Draw a picture of a character that you like, either from a book you have read or show you have watched.



Write about why you like this character.

SCIENCE *grade 3s/2s are welcome to try*

SORT and RECORD like a scientist.

Scientists use math to sort things into groups to organize and compare them.

*Each day this week, take a walk outside and record all the living things you see (remember scientists use pictures too).



*Sort the list of living things into plants or animals.

I SPY chart	
LIVING THINGS	
plants	animals

*Make a graph to share your findings.
Did you see more plants or more animals each day? What factors do you think have affected your count?

CHART and ANALYZE like a scientist.

*Record and compare the temperature outside in the early morning and later in the afternoon.






*How many degrees did it change?

*Check it out each day for the whole week.

What do you notice? What do you think the temperature will be tomorrow?

Other – Technology

Hello future Builders, Scientists and Engineers! In this week's building challenge, you will be designing and constructing a catapult using your favourite materials. Please use responsibly and safely. Always ask a parent/guardian before you start a project and make sure it is okay to use materials for the projectile. Use only soft, round and light projectile items. There are many different catapult designs, I have included some tips below, feel free to add materials that are not listed and make it your own. Pick your favourite building method and have fun!

1. Craft Sticks or twigs	2. Lego (2 options)
<p>Materials: 9 popsicle/craft sticks or twigs 5 rubber bands or hair elastics 1 plastic spoon 1 small ball/pom-pom or crumpled up paper</p> <p>Instructions: 1. Make a stack of 7 sticks and use 1 elastic on each end to wrap them together. 2. Make another stack with 2 sticks and use 1 elastic band at one end only. 3. Pull the 2 stacks apart and wedge the stack of 7 sticks in between them.</p>  <p>4. Place a plastic spoon on top and using an elastic at each end, secure tightly. 5. Place a ball on the spoon. 6. Hold the catapult with one hand and use the other hand to push down on the tip of the spoon. 7. Release the spoon and see how far your ball can travel!</p>	<p>Simple design:</p>  <p>1. Start building the catapult arm using a long, thin Lego brick or build one using multiple bricks. 2. Build a square-like basket at the end of the arm, to hold a ball or a Lego person. 3. Add a set of wheels to the catapult arm. 4. Place a small ball or Lego person in the basket and press down on the arm with force and then release! You will need to experiment a little to find the best position for the wheels, so that your ball will get the most power and distance.</p> <p>Complex design (with rubber band):</p>  <p>1. Start by using a wide baseplate. 2. Use an arc Lego brick above the catapult arm in order to keep the arm in place. 3. Make a basket/seat to hold your ball or person. 4. Add a rubber band on the catapult arm, to give it an extra springy boost.</p>
Try This Next	
<p>Place plastic cups in front of the catapult and see how many times you can get the ball in a cup. Or stack cups to build a tower and try to knock it. Experiment with distance, accuracy and launching angle.</p>	<p>Build a Lego wall or castle and see how high you can launch your projectile items. Experiment with distance, accuracy and launching angle.</p>

Additional Links for Learning

Read about the history of catapults here:

<https://www.britannica.com/technology/catapult-military-weaponry>

More on building your own catapult and view historical images:

<https://www.engineergirl.org/131176/Try-This-Mini-catapult>

<https://www.cbc.ca/kidscbc2/the-feed/storming-the-castle>

Learn about Mechanical Engineering: <https://www.engineergirl.org/6076/Mechanical-Engineer>


Have a great week building! If parents would like to email a picture or screenshot of the finished product, I will add it to the collage I will put on the MCS Facebook page. Questions or comments, don't hesitate to contact me via email. Thanks, Erin LeCain Erin.LeCain@nbed.nb.ca

Other – Phys. Ed
MCS families,

I trust everyone had a great May long weekend and took advantage to go outside and participate in a variety of activities. I took the opportunity last week to challenge myself to solve a Rubik’s cube. It was frustrating at times, but I was resilient and continue to increase my speed of solving at least one side. With the warmer weather, our family had the opportunity to go biking and exploring. I hope everyone is using this time to develop and strengthen a variety of physical activity skills. Please send me pictures or videos of your physical activities that you are participating in. I do miss seeing MCS students active and learning.

Stay healthy and safe!

Mr. Nathan King
Nathan.King@nbed.nb.ca

Warm Up 1 Dance to your favorite song	Warm Up 2 Choose your 6 favorite stretches	Warm Up 3 Dice Fitness (See last May 11)	Warm Up 4 Card Shark Fitness (See May 4)	Warm Up 5 Balance: Choose 6 different point-balances to hold for 10 seconds
Share Question 1 What's going well with your home learning plan? What's not going so well with your home learning?				Chore 1 Organize your closet and help with laundry
Share Question 2 If you were going to school tomorrow, what Phys.Ed game would you like to play? Why?	<p><u>Physical Education and Wellness</u> <u>Choice Board</u></p> <p style="color: red;">Visit this choice board daily</p> <ul style="list-style-type: none"> ● Choose <u>one warm up</u> from the top row. ● Choose <u>one activity</u> from the bottom row. ● Choose <u>one chore or question</u> from the side rows. <p style="color: red;">Discuss chosen question with a family member.</p>			Chore 2 Help vacuum your house
Share Question 3 How are you maintaining healthy habits?				Chore 3 Help with the dishes
Activity 1 Practice control, passing and dribbling skills in the sport of your choice.	Activity 2 Go for a walk, jog or bike ride. Try to discover a safe new trail or route that you might enjoy.	Activity 3 Inside Volleyball: Using a balloon or inflated plastic bag practice striking it in the air with 1 or 2 hands	Activity 4 Target Tossing: Use rolled up socks to knock over targets (TP rolls, empty plastic recyclables)	Activity 5 Mindfulness: Create a 5 song playlist. Listen to the playlist as you relax in your thoughts with your eyes closed



Music with Mrs. MacLeod
May 18th – 22nd, 2020



Hi everyone,
We are halfway through May. Wow!! What have you been doing to keep busy? I am always listening to music and singing around the house. Do any of you do that? What is your favorite song to listen to right now? I really like Be A Light by Thomas Rhett and Together by Steven Curtis Chapman. Send me a video of you singing your favorite song.
karyn.macleod@nbed.nb.ca



Activity #1

Think of a simple song (Twinkle Twinkle, Row Your Boat, The Alphabet Song etc). Sing or say your song using your 4 voices that we talk about in Music class (singing, speaking, whispering, shouting). Remember not to yell too loudly. Can you think of any other voices? 😊

Activity #3

Tempo is how fast a song is sung or played. A tempo can be very slow, medium or super-fast. Pick some songs that you know and sing them at different tempos. Find something around the house to use as an instrument (spoons, rice in a little container, etc). Tap a slow beat and a fast beat. Play some slow rhythms and some fast rhythms.

Activity #2

Splish Splash Poem

Splish, splash through the puddle,
Splish, splash, sploosh!
Splish, splash through the puddle,
Splish, splash, sploosh!



Learn to read this poem with someone in your family. After you can read it well, clap the words as you read. Can you figure out the rhythms that go with the words? Can you sing this poem? Make up your own tune.

Activity #4

<https://musicplayonline.com>

Don't forget about this website if you have access to a computer and internet. This week check out the METRONOME on the left-hand side of the page. Teach your family what it is and how we use it. Sing some songs at different tempos.

Math Game for 2s and 3s

100s grid for "Circle Subtraction Game" (Feel free to make it bigger if you decide to print it and play)

Game idea from <https://www.mamajenn.com/blog/circle-subtraction-math-game/>

Materials: a 100s grid, pencil, paper or whiteboard to use to show your strategy. (100s grid included in document)

Instructions: The first player circles any number on the grid. The next player circles another number. For the remainder of the game, the players take turns circling the number that is the difference (the answer when you subtract) between any of the previously circled numbers. Play continues until there are no more numbers that can be circled. SHOW YOUR STRATEGY FOR EACH SUBTRACTION ☺

Example: Player 1 circles 55. Player 2 decides to circle 10. The next player needs to circle the answer of $55 - 10$, so 45 is circled. The next player will do $45 - 10$, so 35 is circled. The next player has a choice between $35 - 10$, or $55 - 35$, and the answer is circled...

1	2	3	4	5	6	7	8	9	10
11	12	13	14	15	16	17	18	19	20
21	22	23	24	25	26	27	28	29	30
31	32	33	34	35	36	37	38	39	40
41	42	43	44	45	46	47	48	49	50
51	52	53	54	55	56	57	58	59	60
61	62	63	64	65	66	67	68	69	70
71	72	73	74	75	76	77	78	79	80
81	82	83	84	85	86	87	88	89	90
91	92	93	94	95	96	97	98	99	100

Message for the sound of the week:

Émilie est en 2^e année

Émilie est une élève de 2^e année dans la classe de Madame Dubé. Elle aime beaucoup aller à l'école.

Émilie fait beaucoup d'activités pendant la journée.

- Elle écrit ses idées sur du papier vert.
- Elle ramasse les déchets par terre pendant la récréation.
- Elle aime chanter et jouer.
- Elle mange le souper chez elle.
- Elle fait des bricolages avec des pierres.
- Elle perd parfois ses souliers.

Êtes-vous comme Émilie? Est-ce que vous écrivez sur du papier? Est-ce que vous chantez? Est-ce que vous jouez dehors pendant la récréation? Perdez-vous vos souliers?

Word Search example (using les mots fréquents)

u u p q m a f l i v f f e f q l c s x n
d c h y l k y r k i l q w u e u t j f j
d d i d l r e g n a m k f s f r n d o y
m n j v p p r i m d d z q k h h a s e u
w q s n h a r i a v r j v a e j f c d g
q u z n f p n n w q n b g b s y n c i x
o e w p a a s v n o v w j a d u e r l z
u b r i i m q m g k v v c e k h w v x i
l n j e u q a h c y x g h l m u x e a u
t o n t s v t m j w d o o t a x e f g c
b q y f v z f u u g r j f n k e c s n h
t w a c u o q n r s l b q e l h y b x r
a q m k j h j w j u z c l m p f g z n e
e e d x u q z i y y f t r i s z x o l k
t p z m l n l s n v n g f a r r o f n h
n b a m p n m x c l g g p r u e o s c r
s n x n e z f z u s b i a v k c u f r f
m j d y u p f z g q f p w a z o w y f q
l t g k u w h s y o u j x a s h q v w x
p g d h u w c e s p v j k l c h n g e m

animal
maman
papa
finir
enfant
vraiment
manger
soeur
chaque
dans
dehors
sous